


Good Morning 5/6B – Year 5 children!



I hope that you all enjoyed last week's tasks. Remember last week I said about silver linings? Well, this week's silver lining is that at least we have had beautiful weather and have been able to get out in our gardens and go for bike rides. I went for a lovely bike ride with my daughter and lots of long walks with my dog, Bailey. I know that Mrs Mulhall has also been out for lots of running, cycling and dog walking with her children too! I wonder what you have all been doing? Perhaps some of you have been helping with the gardening or just enjoying a bit of sunshine?



It's time to set you some more work! Remember, the work here is for you to access, but every home is different and all your situations at home may be different too. Try not to worry if you can't do all of the tasks. They are ideas for you to do to continue your learning but we understand if you are not able to do some of the tasks – do the best you can, as always! I can see lots of you have been making a big effort on Mathematics – some amazing scores! Well done, keep up the good work.

You may have heard in the news that there is a new online academy for you to help with your learning at home – not all of the topics are ones we are doing, but I will give you some ideas of which ones you could try out; there are some lovely art activities I've been looking at. If you want to have a look at the new academy and the activities on offer then click on this link: <https://www.thenational.academy/online-classroom/year-5#subjects> The subjects are split into Maths, Literacy, PE and Foundation. Foundation subjects are all the other subjects – in our school we call them non-core.



You will have noticed in the news that the lockdown is to continue for a while longer. I know this is a little bit scary but it is in order to keep everyone safe and to protect our country. I'm sure by now, you will be really missing your grandparents, aunts, uncles and cousins and also your friends. We are missing seeing all your lovely smiley faces too. My message to you is to keep strong! Keep working hard at home on your learning so you are prepared for returning to school and one day soon we will all be able to be together without this nasty virus. Keep being busy!

Home Learning Tasks for Year 5 children 5/6B for 4th – 8th May

Remember that there are teachers in school every day and that if you need help with anything or if you have any questions about the work that I have set, then you can ring the school office on 01400 659001. Even if I am not in school that day, I will be sent a message.

Keep safe, love from

Mrs Birchenall, Mrs Mulhall and Mrs Hildred

| | | |
|---|--|---|
| <p>Maths Please continue to complete your daily maths lesson, using the White Rose resources from the website. Each day, you can watch a short video of a lesson, then complete the worksheet. You'll also have an answer sheet to check your work – you might like to ask Mum or Dad to do that for you (but only if they're not busy working).</p> <p>You can find your lessons on this website: https://whiterosemaths.com/homelearning/year-5/ move onto Week 3 this week. The website experienced some problems recently so if you can't get on, try going on through Facebook – ask your parents to help.</p> <p>Of course, I'll continue to set tasks on Mathletics, but only do these if you have spare time!</p> <p>Want an extra challenge? See the sheet I have included below.</p> | <p>History/Literacy We'll continue to explore the history of inventions and innovations this week, moving forwards on our timeline to the Victorian period. This was a golden age of science and innovation, when many of the devices we take for granted today were invented.</p> <p>I'd like you to do some research, choose the innovation or invention that you think was the most interesting, and write a short report about it.</p> <p>Here are some useful websites: http://www.primaryhomeworkhelp.co.uk/victorians/inventiontimeline.html there are loads of inventions on here to choose from! Wow! You'll find it hard sticking to just one! https://www.bbc.co.uk/bitesize/clips/zhwqxbn https://kidskconnect.com/history/victorian-inventions/</p> | <p>PE Keep doing your Joe Wicks everyday - if Joe Wicks isn't for you then try some of these activities or links:</p> <ul style="list-style-type: none">• Keep honing your PE skills using this series of activities designed to do at home during the lockdown, have a look at: https://www.youtube.com/playlist?list=PLYGRaluWWT0jV3An2WEgsQ4qGFy_9IjDL• Every weekday morning at 11am, Ollie from The Beat Goes On is running live body percussion workshops on YouTube https://www.youtube.com/user/OllieTurner/videos |
|---|--|---|

Home Learning Tasks for Year 5 children 5/6B for 4th – 8th May

German

I hope you have been enjoying practising your German using Duo Lingo. My German is going really well but my Welsh is much harder – poor Mrs Olsen won't be able to understand me yet!



Keep practising – it's quite fun ☺
<https://www.duolingo.com/>

Please do a little bit of work on this each day:

Mon – read about the different inventions; decide which one you like best.

Tues – research the invention and the inventor in detail; make notes.

Wed – Draft your report, remembering to use subheadings and paragraphs.

Thurs – Edit and improve your report; ask an adult to check it makes sense. Have you thought about areas you need to improve upon in your writing?

Fri – Write up your report in your very best handwriting (no typing this week!). Share your super work with Mum or Dad; or even video link to your grandparents or uncles and aunts. You could even set everyone a quiz and see who the brainboxes in your family are!

Or...

You might like to take part in the 2.6 challenge!!

<https://www.twopointsixchallenge.co.uk/>

Home Learning Tasks for Year 5 children 5/6B for 4th – 8th May

| | | |
|--|---|---|
| <p>Science – Earth and Space</p> <p>I have been enjoying listening to Brian Cox talking about the solar system on BBC Bitesize. If you want to recap on last week's lesson, and watch Brain Cox then click here: https://www.bbc.co.uk/bitesize/articles/zk7fy9q</p> <p>So, you know about the planets of our Solar System now. Next we're going to find out whether the sun goes around the Earth, or the Earth goes around the sun. Find out about the work of Copernicus by watching https://www.bbc.co.uk/teach/class-clips-video/science-ks2-the-work-of-nicolaus-copernicus/z64skmn and Galileo by watching https://www.bbc.co.uk/bitesize/clips/z6shfg8 .</p> <p>Let's take it outside! Ask Mum or Dad to go out constellation spotting with you! Try to find somewhere (in your front or back garden) that is away from streetlights, wrap up warm and see how many of the constellations on the sheets below you can spot. You might like to lie on a blanket and look up, to get a really</p> | <p>Reading</p> <p>Remember to read for 30 minutes a day in your super reading den.</p> <p>If you are running out of books to read, then try the following:</p> <ul style="list-style-type: none">• Remember David Walliams is reading every day at 11am https://www.worldofdavidwalliams.com/elevelenses/• Or on Audible, all of their stories are free at the moment. Just choose one and listen. https://stories.audible.com/start-listen• Or why not try Oxford Owl's free online library https://www.oxfordowl.co.uk/for-home/find-a-book/library-page which has lots of your favourites from school!• Why not record you reading a story or a chapter of a book and send it to a member of your family that you miss. It could become a regular thing! | <p>Art/DT</p> <p>I found this on the new Oak National Academy website. This lesson was from last week so here is the link for it to make it easier for you to find: https://www.thenationalacademy/year-5/foundation/texture-treasure-hunt-year-5-wk1-5</p> <p>Then this week the teacher continues on with the idea and here is the link for that: https://www.thenationalacademy/year-5/foundation/how-can-we-use-visual-texture-to-add-interest-to-our-artwork-year-5-wk2-5</p> |
|--|---|---|

Home Learning Tasks for Year 5 children 5/6B for 4th – 8th May

| | | |
|--|---|---|
| <p>good view. You could also use the 'Star Tracker' app (check with an adult first), which is brilliant in helping you identify them. I have been having lots of fun with this in the evenings. Have a look at the sheets below.</p> <p>Fun fact: the light from the <i>nearest</i> star (other than our sun), Proxima Centauri, has taken 4 years to reach us – it left the star when you were in Year !!</p> | <p>Things for FUN!! I can't take you to London to the Science Museum but you can have a look at their website – it is full of cool and amazing science bits and pieces for you to do at home. Have a look: https://learning.sciencemuseumgroup.org.uk/learning-resources/</p> <p>Or fancy a trip to a safari park? Here is a link to Longleat's Safari Tour. Sit back and relax as you are taken on a tour around the park: https://www.longleat.co.uk/news/longleat-launches-virtual-safari</p> <p>Or why not make a bug hotel in your front or back garden? A help sheet is attached below.</p> | <p>Class Challenge! Take a photo of an everyday object in your house. However, we would like it to be an extreme close-up or from an odd angle.</p> <p>Once we have everyone's photo in then we will compile a collage of them and then challenge everyone in class to try to work out what the everyday items are! It will be harder than you think to guess. Do not tell other class members what your everyday object is please.</p> <p>We would like you to email your photo of an everyday object to enquiries@cranwell.lincs.sch.uk addressed to Mrs Birchenall – class challenge.</p> |
|--|---|---|



Adding even and odd amounts

1. Make an amount of money less than £100 using four odd digits: 3, 5, 7 or 9. (You may not use '1').
2. Make an amount of money less than £100 using four even digits: 2, 4, 6, 8.
3. Add your two amounts of money.
4. Look at the total. Are there an odd number of pence?
5. Look at the pounds. Are there an odd number of pounds?
6. Create two more amounts using the same sets of digits (one from just odd digits, one from just even digits).
7. Add the two new amounts.
8. Look at the pence – are these an odd number?
9. Look at the pounds – are these an odd number?
10. Continue like this.

| | |
|--|-----------|
| | |
| | £57.93 |
| | + £26.84 |
| | <u>11</u> |
| | £84.77 |
| | |
| | |
| | |
| | |

What rules can you write about the pence?
What rules can you write about the pounds?

Home Learning Tasks for Year 5 children 5/6B for 4th – 8th May



MAKE A BUG HOTEL

Creatures love to live in sheltered places with dead wood, bark, sticks and leaves.

Collect some natural materials to make a bug hotel at home.



Here's how to make a bug hotel...

1. Tie some cardboard tubes together with string.
2. Place them in a sheltered area in your garden.
3. Put an egg box on top with a cut out on the side so insects can get in. Put some dried leaves inside.
4. Wrap twigs in leaves, then place them in the cardboard tubes along with all the other items you have collected.

What you need

- Cardboard tubes
- An egg box
- Natural string
- Twigs and sticks
- Moss
- Bark
- Leaves
- Pine cones
- Stones

Check your bug hotel after a few days to see if any creatures are living in it.