

Good Morning 5/6B – Year 6 children!





I hope that you are all healthy and keeping busy during this crazy time and that you are being super helpful to your parents and helping around the house a little bit. Remember how we talked about including your siblings (older or younger) in some of the activities you are doing so that you can have fun together and allow your parents a little bit of time to do some work of their own.

Each time I set work, I will try to think about any super-duper fun activities I have found that you could just do for fun either on your own or with your siblings. Fun is important - laughter makes us feel better - smiles are gifts to pass to one another!



Myself, Mrs Mulhall and Mrs Hildred are really proud of you all and we know that you will be working as hard as you can to behave really well and to complete the activities we are setting for you via the website. I have seen that music lessons are going on via Zoom which is amazing – well done Mr Copsey!! We hope you are all keeping safe and we miss seeing your lovely smiley faces in our classroom.

I find when things are tough to always look for the silver lining. That means to find something good that has come out of a difficult situation. It will make you feel a bit better. For instance, Mrs Mulhall's dog Harley, and my dog Bailey are thoroughly enjoying having their humans around all day, every day and we are certainly enjoying spending more time with them. Here they are to cheer you up!



Remember, we are still here for you busy working away in the background whilst looking after our own families (and our dogs of course – who are loving having us home all day!).

You will all look back on this extraordinary time when you are grown-ups and remember the time when the world stood still and how you were able to spend lots of time together at home as families. Make sure you keep a diary going so you can record how you did things so differently and ingeniously. We know it isn't easy not being able to see your friends and your relatives; or to go out and about but once everything is back to



Home Learning Tasks for Year 6 children 5/6B for 20th-24th April

normal, all of those things that you enjoy will seem all the more amazing and you will appreciate them all the more for it. together we can beat this virus into submission!



Keep doing the Joe Wicks workouts every morning. The amazing Joe Wicks is donating all of the money he makes from advertising to the wonderful NHS, so the more people who watch his PE workouts the better. Plus, it will keep you fit and make you feel better, allowing you to burn off some of your energy!!



Now, Mathletics results are in for the week and we are not the highest class!! Let's see if we can really make an effort and be the class with the most points next week...come on, I know we can do it!!

I know that you have been enjoying your German lessons with Mrs Mulhall and so that you can continue to enjoy this, I'd like you to try Duo Lingo. It is free to join. Ask your parents' permission before you download it first though please and do not click on any links that may cost money thank you. I've been trying it out and it is really good fun! I've also decided to try to learn Welsh for fun, so I can talk to Mrs Olsen in Welsh; but it is a bit harder than German, however, I shall persevere!!



We hope that you have had a good Easter and that you are full of chocolate! Here are your next plans for working from home. We hope that you enjoy them. We have set a daily maths lesson that we think you will enjoy, along with a Literacy task for each day too.

Welcome to the Summer Term!!

Just as a reminder and perhaps as a checklist to tick off as you work through, here is a list of the booklets that were sent home. Keep working through them!

SPaG Revision and Practice booklets:

1. Grammatical terms and word classes.
2. Sentences, phrases and clauses.

Home Learning Tasks for Year 6 children 5/6B for 20th-24th April

3. Verb forms and tenses.
4. Punctuation.
5. Vocabulary and standard English.
6. Spelling.

Reading Revision and Practice Booklets (Blue)

- Snow Queen
- Rosa Parks
- The Tyger

Numeracy Revision and Practice Booklets:

1. Properties of shape.
2. Number and place value.
3. Multiplication and division.
4. Fractions, decimals and percentages.
5. Addition and subtraction.
6. Statistics.
7. Position and direction.
8. Algebra.
9. Ratio and proportion.

Remember: if you are unsure why you have got something wrong in these booklets, go back and read the box at the start of the section. If this still doesn't help, then you could have a look at BBC Bitesize to see if that helps you. You could then help yourself to understand a bit more by going onto Mathematics to have a little practice at questions on that area.

Home Learning Tasks for Year 6 children 5/6B for 20th-24th April

Maths

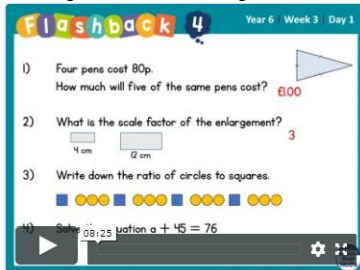
As we seem likely to be at home for a while, from now on there will be a daily maths lesson for you to complete. Each day, you can watch a short video of a lesson, then complete the worksheet. Don't worry if you can't print out the worksheet, just write your answers on a piece of paper or in a notebook.

You'll also have an answer sheet to check your work – you might like to ask Mum or Dad to do that for you (but only if they're not busy working) or even an older sibling.

You can find your lessons on this website:

<https://whiterosemaths.com/homelearning/year-6/>

We will start with Week 1, which is work we whizzed through, but will be good revision for you.



Remember you can still go onto Mathletics and I will set you some work on there – if you have time to do it. If you have lost your log-ins then you could email the school office: enquiries@cranwell.lincs.sch.uk to find them out.

English / History – Inventions through the Ages


This term, we're learning about inventions through the ages, so I'd like you to choose one of these ancient inventions and research it:

- Fire
- Wheel
- Paper

Next, write a fact file about what you have learnt. Please share this with a parent and ask them to check your spelling and punctuation!

Lessons: these are just suggestions about how to divide up your time!

- 1 – research
- 2 – draft your fact file (ask someone else to give you feedback and suggest one way you could improve it).
- 3 – write your fact file up in your best writing.
- 4 – add some lovely, colourful illustrations.
- 5 – share your work with someone else. This could be an adult or older sibling, who could give you feedback on your work, or a younger brother or sister who would just enjoy finding out about your ancient invention.



Science – Space

Our topic this term is Space. Here are some activities for you.

Today, most people believe that the Earth is a sphere, but some people believe that it is flat. I'd like you to do some research to find some good evidence that the Earth is a sphere and not flat.

Here are some useful websites:

<https://www.bbc.co.uk/bitesize/clips/zd3fb9q>

<https://www.livescience.com/60544-ways-to-prove-earth-is-round.html>

Why some believe it's flat:

<https://www.livescience.com/24310-flat-earth-belief.html>



You might like to take this further and think about *why* it's a sphere! Have a look at the Nasa Website: <https://spaceplace.nasa.gov/planets-round/en/>

Bored? Need something to do:

We have a really exciting event due to happen soon! A massive comet, which is about half the size of the sun, will be visible in the skies above England this month. Comet Atlas will be visible from Earth throughout April. By the end of the month, it should appear in the sky brighter than Venus. It may look greenish and will hopefully have a magnificent tail. You'll need to look close to the Plough constellation to find it. Here are more details:

<https://www.thetimes.co.uk/article/comet-of-a-generation-set-to-light-up-the-night-sky-8bwblcfgs>

Home Learning Tasks for Year 6 children 5/6B for 20th-24th April

<p><u>Reading</u> If you haven't already created a cosy den to read in, why not try it this week? Snuggle down all cosy and undisturbed and read a book for 30 minutes each day.</p> <p>Remember, I don't mind what you read as long as it is something that you enjoy. If you want to practice reading out loud and everyone is busy, read to your pet or a teddy ☺. My dog Bailey loves being read to, I'm not sure she understands but...?? Who knows ☺</p> <p>Bored? Need something to do? Why not have a look on the David Walliams website for some fun ideas? There are lots of activities on this page: https://www.worldofdavidwalliams.com/activities/ Or listen to some of his books being read aloud here: https://www.worldofdavidwalliams.com/elevenses-catch-up/</p>	<p>PE Remember to do your Joe Wicks every day!! Or have a dance off with your family – perhaps award points like on Britain's Got Talent? ☺</p>  <p>MFL Have a go at practising your German on Duo Lingo. I am enjoying a 7-day streak at the moment – see what you can achieve.</p>  <p>Fun Why not try this from the Tate Museum? Hold a virtual art exhibition. https://www.tate.org.uk/kids/games-quizzes/tate-paint Or try some of the Stem Science activities from below?</p> <ol style="list-style-type: none">1. Imagine what your life would be like without plastic Write a story or create a comic strip for 'a life with-out plastic'. Are all plastics the same? Do they all float? www.stem.org.uk/rx355t2. Growing plants from the things you throw away Collect the seeds from the fruit that you eat. Including tomatoes and squash. Do they all look the same? Plant them and observe how they grow. www.stem.org.uk/rx32mj	<p>Art/DT You might like to take your history research further and make your own recycled paper! Have a look at: https://natashalh.com/how-to-make-your-own-recycled-paper-without-a-mold-or-deckle/</p> <p>Or...try a paper collage, using any old newspapers of magazines you might have at home. If you've been inspired by your space research, why not collage the Earth, using blues for the oceans and greens/yellows/white for the continents?</p>
---	--	--

Move it!



#MathsEveryoneCanAtHome

Drawing a map is a good way to consider scale and the shape of buildings and streets from a bird's eye view.

Make a map of your street or local area.

Can you write directions for a route around your map?

You could follow the route on your daily walk.



Could you draw your map on a co-ordinate grid?

We can't wait to see your maps!

