

CLASS 2C

21ST – 25TH SEPTEMBER

English

Maths

<p>Monday 21st September</p>	<p>Read the story Sid the Snail. (PCM 1) Identify all the words with the long a phoneme and under line these words. Remember a, ai, ay, a-e, ea, aigh, eigh all make the long a sound.</p> <p>Sort these words and write them into the correct spelling family on the grid. (PCM 2)</p> <p>CHALLENGE – Record 5 more words for the ‘ai’ ‘ay’ and the ‘a-e’ family.</p> <p>Complete - SPAG – MAT 1</p>	<p>These are the objectives for our unit of work on Place Value.</p> <p>Count in steps of 2, 3, and 5 from 0, and in tens from any number</p> <p>Recognise the place value of each digit in a two-digit number</p> <p>Identify, represent and estimate numbers using different representations, including the number line</p> <p>Compare and order numbers from 0 up to 100</p> <p>Read and write numbers to at least 100 in numerals and in words</p> <p>Use place value and number facts to solve problems.</p> <p>Things to practise. The children need practise daily counting in 2’s, 3’s, 5’s and 10’s from any given number.</p> <p>Year 2 children need to learn how to read and write numbers up to 100 in both numerals and in words.</p> <p>IDEAS – Say a 2-digit number for your child to write. Can they write the same number in words? Practise spelling the words for all numbers from 0-100.</p> <p>PCM – Reading and writing numbers to 20 PCM – reading and writing numbers to 100.</p> <p>Year 2 children need to be able to look at a number and identify the value of each digit in a 2 digit number.</p> <p>IDEAS – Say “I’m thinking of a number, my number has 4 ones and 5 tens” draw my number in symbols using tens and ones. Now write the number I’m thinking of. Repeat for lots of different 2-digit numbers.</p> <p>PCM – Place value – challenge cards</p> <p>COMPLETE – PCM – Number, place Value Work Book Year 2</p>
<p>Tuesday 22nd September</p>	<p>The Split digraph a-e Look at the pictures on PCM 4. Identify each a-e word. Read the words in the middle of the page and match the word to the correct picture.</p> <p>Sentence Writing PCM 3 Say the words out loud, then practise segmenting the words into phonemes before recalling the corresponding graphemes to spell each word.</p> <p>After you have spelt the words have a go to use these words in sentences. Be sure to form your letters correctly, make sure there are clear finger spaces between your words and your ascenders and descenders are clearly defined. After you have finished a sentence for each picture make sure each sentence starts with a capital letter and ends with a full stop.</p> <p>Complete - SPAG – MAT 2</p>	
<p>Wednesday 23rd September</p>	<p>Reading Comprehension Read the text carefully and answer the questions about the story ‘The Bear Who Came To Babysit.’</p> <p>Complete - SPAG – MAT 3</p>	
<p>Thursday 24th September</p>	<p>SENTENCE SPINNERS PCM – SENTENCE SPINNERS Have fun creating your own sentences using the Sentence Spinners. Write the sentences you create.</p> <p>Complete - SPAG – MAT 4</p>	
<p>Friday 25th September</p>	<p>SPELLINGS Continue to look at those lists of spellings we sent home last week. Phase 2, Phase 3, Phase 4 and Phase 5 words.</p> <p>Continue to learn how to spell these words correctly. Be sure you can also spell the Year 1 and Year 2 common exception words. Especially focus on the words with the long a phoneme. These include they, day, made, make, break, steak, away, take, say, says, today, and great.</p> <p>Complete - SPAG – MAT 5</p>	

READING
Continue to read on a daily basis,
Look on Oxford Owl there are lots of great books for you to read!

MATHLETICS
Complete any of the Place Value activities on Mathletics

EXERCISE
Exercise or play outside for at least 30 minutes everyday.

P.E.
Practise throwing and catching a tennis ball – How many can you catch in 1 minute?
Practise your double footed jump – How far can you jump from 2 feet start to a 2 feet land?

ai Sound Family Phoneme Spotter Story

Sid the Snail

Sid was fed up with being just a snail and decided he wanted to try something new. One day during the month of May he decided to become a weather reporter. He crawled outside leaving a slimy trail behind him. At first it was warm and sunny and he liked being outdoors, but soon the grey clouds came and it began to rain. Just then it started to hail and Sid had to quickly hide inside his shell, where he felt safe. He didn't want to be a weather reporter anymore!

The next day Sid decided he would like to become a postman and deliver people's mail. "I can do this," he thought to himself, it looked easy. He set off carrying a bag full of letters and cards, he slithered along paths and pavements, he even avoided falling down all of the drains. Even though he was slow he was really enjoying himself, reading names and addresses on the front of letters and cards, but suddenly he crawled over a nail which was lying on the ground and was left in a lot of pain. Sid decided he didn't want to be a postman again! What a shame!

Next he decided to become a sailor and made his way down to the bay. He found a pale green boat and climbed inside. When he was out at sea he saw an enormous whale who created a gigantic wave with one almighty great swish of his tail. Sid was covered in water when the wave splashed over his boat. "Time to go," thought Sid.

So Sid went home and decided although he'd had a busy time, he would be most happy just being a garden snail.



ai Sound Family Phoneme Spotter Story - Answers

Sid the Snail

Sid was fed up with being just a **snail** and decided he wanted to try something new. One **day** during the month of **May** he decided to become a weather reporter. He crawled outside leaving a slimy **trail** behind him. At first it was warm and sunny and he liked being outdoors, but soon the **grey** clouds **came** and it began to **rain**. Just then it started to **hail** and Sid had to quickly hide inside his shell, where he felt **safe**. He didn't want to be a weather reporter anymore!



The next **day** Sid decided he would like to become a postman and deliver people's **mail**. "I can do this," he thought to himself, it looked easy. He set off carrying a bag full of letters and cards, he slithered along paths and **pavements**, he even avoided falling down all of the **drains**. Even though he was slow he was really enjoying himself, reading **names** and addresses on the front of letters and cards, but suddenly he crawled over a **nail** which was lying on the ground and was left in a lot of **pain**. Sid decided he didn't want to be a postman **again!** What a **shame!**

Next he decided to become a **sailor** and **made** his **way** down to the **bay**. He found a **pale** green boat and climbed inside. When he was out at sea he saw an enormous **whale** who created a gigantic **wave** with one almighty **great** swish of his **tail**. Sid was covered in water when the **wave** splashed over his boat. "Time to go," thought Sid.

So Sid went home and decided although he'd had a busy time, he would be most happy just being a garden **snail**.



Year 2 Maths Number and Place Value Workbook



Year 2 Maths Number and Place Value Workbook

Year 2 Programme of Study – Number and Place Value

Statutory Requirements	Worksheet	Page Number	Notes
Count in steps of 2, 3, and 5 from 0, and in tens from any number, forward and backward	Counting in 2s, 3s, 5s and 10s Worksheet	3	
Recognise the place value of each digit in a two-digit number (tens, ones)	Place Value Worksheet 1, 2 and 3	4 - 6	
Identify, represent and estimate numbers using different representations, including the number line	Representing Numbers Worksheet 1, 2, 3 and 4	7 - 10	
Compare and order numbers from 0 up to 100; use $<$, $>$ and $=$ signs	Greater Than and Less Than Worksheets	11	
Read and write numbers to at least 100 in numerals and in words	Reading and Writing Numbers to 100	12	
Use place value and number facts to solve problems	Place Value Challenge	13	

Counting on in 2s, 3s, 5s and 10s

Complete the following sequences:

a) ___ 4 6 8 10 ___

f) ___ 24 21 ___ 15 12

b) 50 45 ___ 35 ___ 25

g) 35 40 ___ 50 ___ 60

c) ___ 6 9 12 ___ 18

h) 111 ___ ___ 81 71 61

d) 90 ___ ___ 60 50 40

i) ___ ___ 32 30 28 26

e) 16 ___ 36 46 ___ 66

j) 10 20 ___ ___ 50 60

Continue the following sequences:

k) 5 10 15 ___ ___ ___ ___ ___ ___ ___ ___ ___

l) 3 6 9 ___ ___ ___ ___ ___ ___ ___ ___ ___

m) 85 80 75 ___ ___ ___ ___ ___ ___ ___ ___ ___

n) 14 24 34 ___ ___ ___ ___ ___ ___ ___ ___ ___

o) 2 4 6 ___ ___ ___ ___ ___ ___ ___ ___ ___

p) 50 55 60 ___ ___ ___ ___ ___ ___ ___ ___ ___

q) 45 42 39 ___ ___ ___ ___ ___ ___ ___ ___ ___

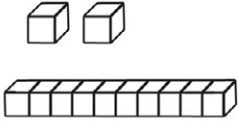
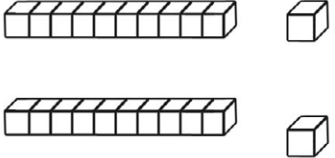
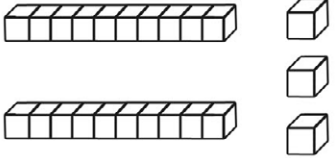
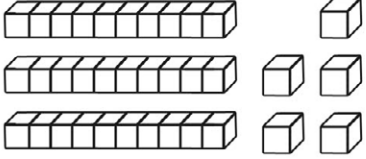
r) 70 68 66 ___ ___ ___ ___ ___ ___ ___ ___ ___

s) 147 137 127 ___ ___ ___ ___ ___

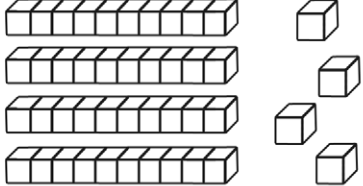
___ ___ ___ ___ ___ ___

Challenge: Choose a starting number and count in 2 s, 5 s or 10 s from that number. Can you think of a way in which counting in 5 s is different from counting in 2 s or 10 s?

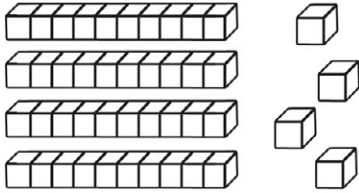
Place Value Worksheet 1

Number	Words	Expanded Form	Picture
12	____tens ____ones	____ + ____ = ____	
18	____tens 8 ones	____ + ____ = ____	
	____tens ____ones	____ + ____ = ____	
	____tens ____ones	____ + ____ = ____	
	____tens ____ones	____ + ____ = ____	
	____tens 6 ones	40 + ____ = ____	
56	____tens ____ones	____ + ____ = ____	

Place Value Worksheet 2

Number	Words	Expanded Form	Picture
	____ tens ____ ones	$50 + 2 = \underline{\quad}$	
	3 tens 9 ones	$\underline{\quad} + \underline{\quad} = \underline{\quad}$	
	____ tens ____ ones	$20 + 7 = \underline{\quad}$	
	____ tens ____ ones	$\underline{\quad} + \underline{\quad} = \underline{\quad}$	
75	____ tens ____ ones	$\underline{\quad} + \underline{\quad} = \underline{\quad}$	
15	____ tens ____ ones	$\underline{\quad} + \underline{\quad} = \underline{\quad}$	
	____ tens ____ ones	$70 + 8 = \underline{\quad}$	

Place Value Worksheet 3

Number	Words	Expanded Form	Picture
33	___tens ___ones	___ + ___ = ___	
56	___tens ___ones	___ + ___ = ___	
	<u> 4 </u> tens ___ones	___ + <u> 4 </u> = ___	
	___tens 7 ones	50 + ___ = ___	
64	___tens ___ones	___ + ___ = ___	
	___tens 6 ones	80 + ___ = ___	
92	___tens ___ones	___ + ___ = ___	

Representing Numbers Worksheet 1

Draw an arrow to show the following numbers on the 0-100 number lines:

a) 45



b) 13



c) 98



d) 75



e) 26



f) 57



g) 24



h) 87



Representing Numbers Worksheet 2

Draw an arrow to show the following numbers on the following number lines:

a) 73



b) 85



c) 35



d) 19



e) 44



f) 57



g) 59



h) 81



Representing Numbers Worksheet 3

Draw an arrow to show the following numbers on the 0-100 number lines:

a) 45



b) 13



c) 98



d) 75



e) 26



f) 57



g) 24



h) 87



Representing Numbers Worksheet 4

Draw an arrow to show the following numbers on the following number lines:

a) 73



b) 85



c) 35



d) 19



e) 44



f) 57



g) 63



h) 81





Greater Than and Less Than

Add $<$ or $>$ to the below number pairs to make them correct.

- 1) 12 15 2) 30 22 3) 100 91 4) 46 41
5) 22 18 6) 64 46 7) 92 20 8) 22 20
9) 70 67 10) 25 30 11) 30 24 12) 21 11

Great! Now try with pictures.

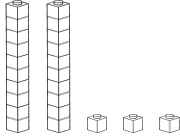
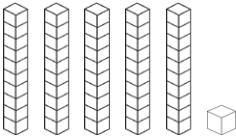
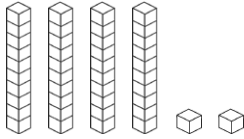


Can you give the below problems a number to make them right?

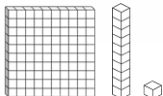
- 1) $22 < \underline{\quad}$ 2) $14 > \underline{\quad}$ 3) $82 < \underline{\quad}$ 4) $97 > \underline{\quad}$
5) $17 < \underline{\quad}$ 6) $28 > \underline{\quad}$ 7) $99 < \underline{\quad}$ 8) $33 > \underline{\quad}$
9) $50 > \underline{\quad}$ 10) $66 < \underline{\quad}$ 11) $76 > \underline{\quad}$ 12) $52 < \underline{\quad}$
13) $60 > \underline{\quad}$ 14) $72 < \underline{\quad}$ 15) $4 > \underline{\quad}$ 16) $81 < \underline{\quad}$

Reading and Writing Numbers to 100 Worksheet

Can you fill out any missing boxes for each of the numbers below? The first one has been done for you to show you what to do.

Numerals	Number in Words	Tens	Ones	Illustration
23	twenty three	2	3	
17	seventeen			
34				
	fifty six	5	6	
		5	1	
49				
	eighty three			
				
		7	7	

Challenge

Numerals	Number in Words	Hundreds	Tens	Ones	Illustration
					

Place Value Challenge

To take part in this challenge, you will need a ten sided die. If you don't have one use a virtual dice site online.

Each time you roll a number, you must decide where to put it in the grid. The aim of the challenge is to make the value of the numbers increase each time, going on as long as you can. Follow this example through to help you think about the tactics of the game and how you can give yourself more chance to succeed.

Tens	Ones	Action
1	9	First roll = 0 - Placed in ones column in row 2 Second Roll = 9 - Placed in tens column in sixth row
2	0	Third Roll = 4 - Placed in tens column in third row Fourth Roll = 7 - Placed in ones column fourth row
4	6	Fifth Roll = 6 - Placed in tens column fourth row Sixth Roll = 2 - Placed in tens column second row
6	7	Seventh Roll = 3 - Placed in ones column sixth row Eighth Roll = 6 - Placed in ones column third row
	3	Ninth Roll = 3 - Placed in ones column fifth row Tenth Roll = 6 - Placed in ones column seventh row
9	3	Eleventh Roll = 6 FAIL - CAN'T MAKE A BIGGER NUMBER
	6	Three bigger numbers made - points scored = 3

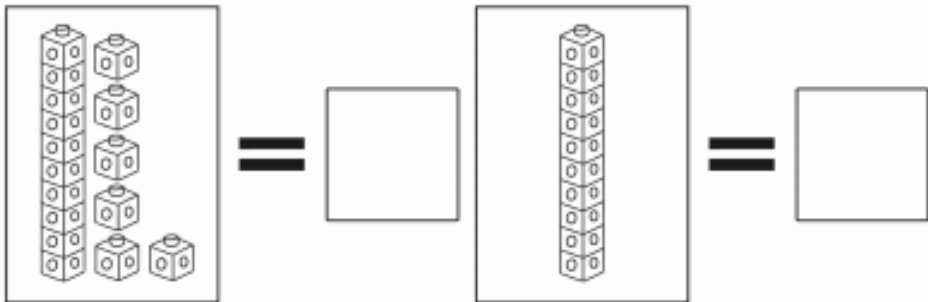
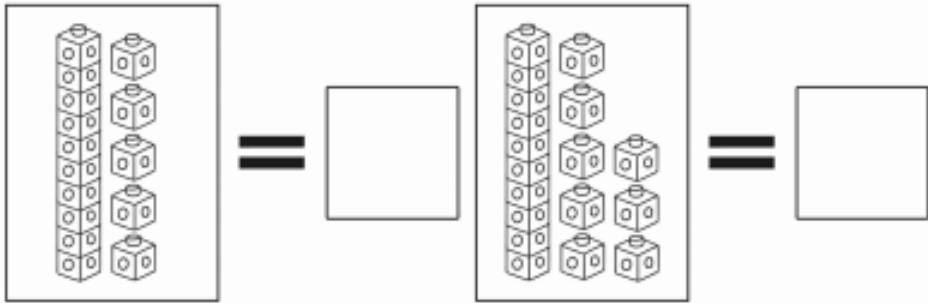
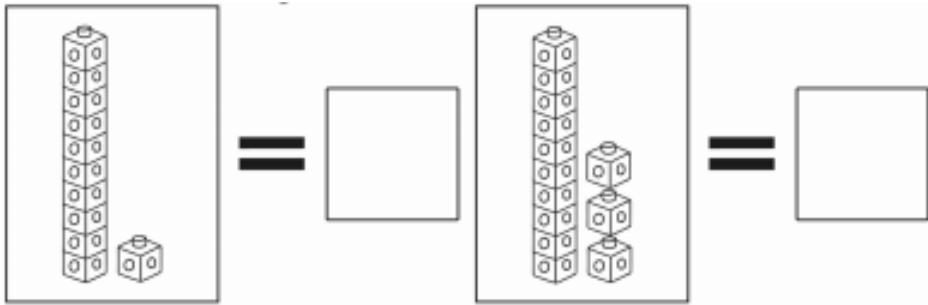
Got it? You're ready to make a start. You could also print off another sheet to play against someone else.

Tens	Ones	Points Scored
0	9	

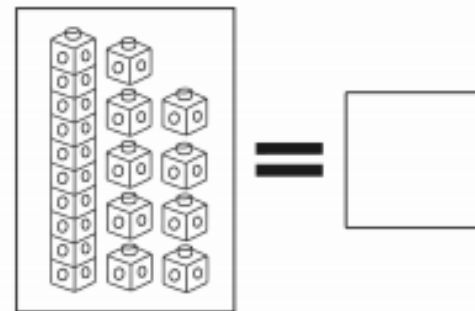
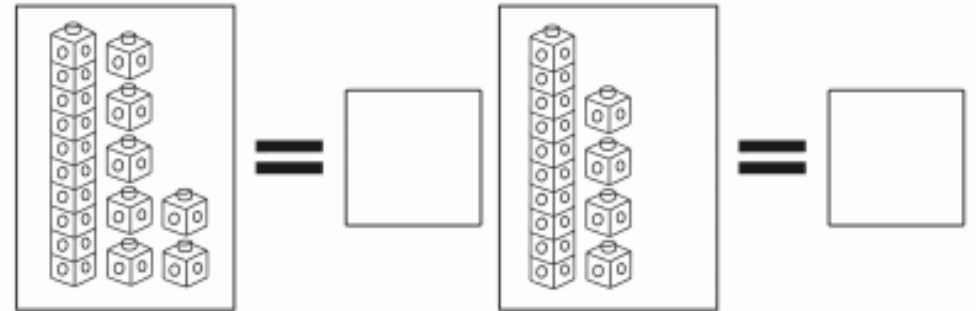
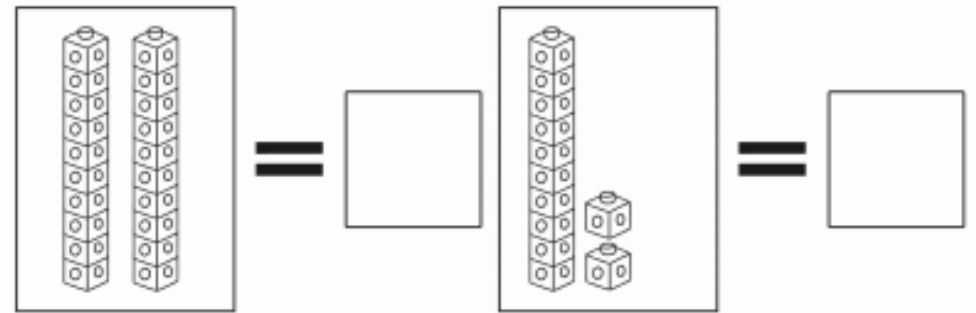
Tens	Ones	Points Scored
1	3	

Tens	Ones	Points Scored
1	9	

Count the number of tens and ones then write the correct number in each box.



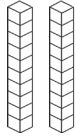
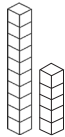

- 11 10 16 13 18 15




- 12 17 14 20 19

Reading and Writing Numbers to 20 Worksheet

Can you fill out any missing boxes for each of the numbers below? The first one has been done for you to show you what to do.

Numerals	Number in Words	Tens	Ones	Illustration
20	twenty	2	0	
17	seventeen			
9				
	two	0	2	
		1	5	
4				
	eleven			
				
		0	7	

Challenge


Numerals	Number in Words	Hundreds	Tens	Ones	Illustration
					


The long a spelling patterns

a	ai	a-e	ay	others eigh, aigh, ea


I can segment words into phonemes and recall the corresponding graphemes to spell words. (a-e)

Write the words in sentences below. Use interesting adjectives in your sentences. Underline the a-e word













I can read words with the long a-e grapheme.

Read the a-e words. Write the correct word next to each picture.




ape




cage

cake




wave

tape

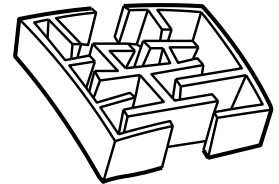


skate




maze

gate




cave




mane


lake




rake




plane





What did they do?

rolled
pulled
pushed
carried
chased
rode




Where?

along the road
down the path
up the stairs
across the roof
round the garden
into the house


What did they do it to?

a horse
a car
a donkey
a mouse
a bike
an elephant



Who?

An old tramp
A big dog
A small boy
The nurse
The Queen
Our teacher



When?

yesterday
last week
last night
on Monday
on Friday
this morning

Year 2 Autumn Term SPaG Mat

Section 1

Oops! Mr Whoops has made FOUR punctuation mistakes in his sentence. Can you underline the words that should start with a capital letter?

On monday, elena walked her dog pax along the beach in exmouth.



Section 2

Add either ? or ! to complete these sentences.

What time is it now



What an amazing place to be

How are you

Section 3

Write the plural of this word by adding the correct suffix '-s' or '-es':

table



fox



bus



one table

one fox

one bus

four_____ three_____ two_____

Section 4

Describe three of the animals you can see.

What colour are they? Where are they?



Section 5

Spell the days of the week.

M_____

S_____

S_____

Section 6

Use numbers 1-4 to put these sentences in order to make a short story.

Afterwards, she went outside and cycled to the park with her friends.

Selma woke up one hot, sunny day.

Once she was changed, she had some tasty cereal for breakfast.

She got dressed into blue shorts and a yellow t-shirt.

Year 2 Autumn Term SPaG Mat

2

Section 1

Add the suffix '-ed' to these words:

jump

hunt

buzz



Section 3

Unscramble this sentence:

loves great! Father because he's Everybody Christmas



Section 2

Which common exception word, which you might remember from Year 1, has Mr Whoops been juggling with?



c h l o s o

Section 6

Find the hidden words in this mini word search.

c h i l d r e n
l s a z t d j p
i y d o o r h r
m t i u m v s e
b e h i n d p t
o i g f n b e t
s t e a k p w y

door children climb behind steak pretty

Section 4

This sentence doesn't make sense. Add the word 'and' to make a proper sentence.

I've got the delicious Easter eggs we are going to hide them in the garden for everybody.

Section 5

Match the contractions to the correct word pairs.

he's	she will
didn't	he is
she'll	do not
don't	can not
can't	did not

Year 2 Autumn Term SPaG Mat

Section 1

Oops! Mr Whoops has made TWO punctuation mistakes in his sentence. Can you underline the words that should start with a capital letter?

Pete and phillip went to the park on thursday.



Section 4

Describe something in this picture in a whole sentence.



Section 2

Add either ? or ! to complete this sentence.

How lovely it is to see you



Section 5

Read the text and answer these questions:

1. How many letters are there? _____
2. How many capital letters are there? _____
3. How many words are there? _____

Aisha and Mohan are reading.

Section 3

Write the plural of this word by adding the correct suffix '-s' or '-es':

dish

one dish

two _____



Section 6

Use numbers 1-3 to put these sentences in order to make a short story. 1 has been done for you.

He had breakfast, then went out on the slopes and went skiing for hours.

Ranjit got out of bed and put on his warmest clothes. 1

At the end of the day, he was so tired he fell asleep at dinner!

Year 2 Autumn Term SPaG Mat

Section 1

Add the suffix 'ing' to these words.



kiss

walk

laugh

Section 3

Unscramble this sentence:



my you house? to Can beautiful come

Section 2

Which Year 2 common exception word, has Mr Whoops been juggling with?



_____ h e t l c s o

Section 4

This sentence doesn't make sense. Add the word 'and' to make a proper sentence.

She saw a gigantic dog outside she thought it was the most beautiful dog she'd ever seen.

Section 5

Match the contractions to the correct word pairs.

it'll	will not
he'l	has not
she's	it will
won't	he will
hasn't	she is

Section 6

Find the hidden words in this mini word search.

f	w	o	a	i	c	v	p
a	l	u	f	e	a	y	a
t	e	o	x	v	s	t	r
h	g	l	o	e	r	t	e
e	s	d	d	r	g	p	n
r	k	l	c	y	d	o	t
i	m	p	r	o	v	e	i

floor every father parent improve old

Year 2 Autumn Term SPaG Mat

Section 1

Oops! Mr Whoops has made FOUR punctuation mistakes in his sentence. Can you underline the words that should start with a capital letter?

mel and i went shopping in scotland and had such an amazing time, we went again on friday.



Section 2

Add either ? or ! to complete these sentences.

What's wrong

How did that happen

That looks really painful



Section 3

Write the plural of this word by adding the correct suffix '-s' or '-es':

five tables four bushes seven matches



one _____ one _____ one _____

Section 4

Describe this picture in three full sentences.



Section 5

Read the text and answer these questions:

1. How many letters are there? ____
2. How many capital letters are there? ____
3. How many words are there? ____
4. How many sentences? ____

In March it is Bo's birthday.
Is it on a Tuesday?

Section 6

Use numbers 1-4 to put these sentences in order to make a short story.

He had breakfast, then made plans with friends to meet out on the slopes.

Ranjit got out of bed and put on his warmest clothes.

At the end of the day, he was so tired he fell asleep at dinner!

He went out, met his friends and they went skiing for hours.