
























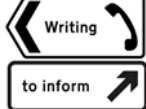

WRITING OVERVIEW – CYCLE B

*teachers may, on occasion, teach some elements of SPaG in a different order or in discrete lessons according to the needs of their class in consultation and agreement with the English Leads, Curriculum Lead and SLT.

Note: Converting nouns or adjectives into verbs using suffixes is not covered over the two-year cycle for Year 5&6 -this must therefore be taught discretely.

		AUTUMN 1	AUTUMN 1	SPRING 1	SPRING 1	SUMMER 1	SUMMER 1
		JOURNEYS AND MIGRATION		INSPIRATION AND ACTIVISM		FATE AND FORTUNE	
							
YEAR 5&6		THE ODYSSEY by Gillian Cross	THE ARRIVAL by Shaun Tan	HIDDEN FIGURES by Margot Lee Shetterly	THE INVENTION OF HUGO CABRET by Brian Selznick	THE WIND IN THE WALL by Sally Gardner	ROMEO AND JULIET by William Shakespeare
							
		MAIN WRITING OUTCOME: epic stories	MAIN WRITING OUTCOME: extended own version narratives	MAIN WRITING OUTCOME: playscripts	MAIN WRITING OUTCOME: biographies	MAIN WRITING OUTCOME: extended gothic narrative	MAIN WRITING OUTCOME: playscripts
		OTHER WRITING OUTCOMES: speeches (proclamation, persuasive, soliloquy), dialogue, missing scenes, postcards, adverts	OTHER WRITING OUTCOMES: letters, lists of rules, character descriptions, diaries, short playscripts, short reports, guides	OTHER WRITING OUTCOMES: setting descriptions, character descriptions, diaries, dialogue	OTHER WRITING OUTCOMES: diaries, journalistic writing, flashback narratives, speeches, discussions, letters, film critiques	OTHER WRITING OUTCOMES: horror film poster, figurative writing, descriptions, old English letter, dialogue	OTHER WRITING OUTCOMES: diaries, letters, narratives, character descriptions, balanced arguments
		YEAR 5 GRAMMAR	YEAR 5 GRAMMAR	YEAR 5 GRAMMAR <ul style="list-style-type: none"> Expanded noun phrases to 	YEAR 5 GRAMMAR <ul style="list-style-type: none"> Relative clauses 	YEAR 5 GRAMMAR <ul style="list-style-type: none"> Expanded noun phrases to 	YEAR 5 GRAMMAR <ul style="list-style-type: none"> Indicating degrees of possibility using

	<ul style="list-style-type: none"> Expanded noun phrases to convey information concisely Indicating degrees of possibility using modal verbs and adverbs Bracket, dashes or commas to indicate parenthesis Use of commas to clarify meaning and avoid ambiguity <p>YEAR 6 GRAMMAR</p> <ul style="list-style-type: none"> Use of the semi-colon, colon or dash to mark independent clauses Use of the colon to indicate a list and use of a semi-colon within a list 	<ul style="list-style-type: none"> Using expanded noun phrases to convey information concisely Relative clauses Indicating degrees of possibility using modal verbs and adverbs <p>YEAR 6 GRAMMAR</p> <ul style="list-style-type: none"> Use of the passive voice Formal and informal structures 	<p>convey complicate information concisely</p> <ul style="list-style-type: none"> Relative clauses Indicating degrees of possibility using modal verbs and adverbs Devices to build cohesion within a paragraph Linking ideas across paragraphs using adverbials of time, place and number Brackets, dashes or commas to indicate parenthesis Use of commas to clarify meaning or avoid ambiguity <p>YEAR 6 GRAMMAR</p> <ul style="list-style-type: none"> Synonyms and antonyms Formal and informal structures 	<ul style="list-style-type: none"> Indicating degrees of possibility using modal verbs and adverbs Use of the passive voice <p>YEAR 6 GRAMMAR</p> <ul style="list-style-type: none"> Formal and informal structures Layout devices Bullet points to list information Use hyphens to avoid ambiguity 	<p>convey complicated information concisely</p> <ul style="list-style-type: none"> Indicating degrees of possibility using modal verbs and adverbs Bracket, dashes or commas to indicate parenthesis Use of commas to clarify meaning and avoid ambiguity <p>YEAR 6 GRAMMAR</p> <ul style="list-style-type: none"> Use of the passive voice Formal and informal structures Use of the semi-colon, colon and dash to indicate parenthesis Using hyphens to avoid ambiguity 	<p>modal verbs and adverbs</p> <ul style="list-style-type: none"> Brackets, dashes and commas to indicate parenthesis <p>YEAR 6 GRAMMAR</p> <ul style="list-style-type: none"> Formal and informal structures
--	--	--	--	--	---	--

	AUTUMN 2	AUTUMN 2	•	SPRING 2	SPRING 2	SUMMER 2	SUMMER 2
	CONSERVATION AND PRESERVATION			DYSTOPIAN WORLDS		A SENSE OF PLACE	
							
	THE LAST BEAR by Hannah Gold	CAN WE SAVE THE TIGER? By Martin Jenkins		ROBOT GIRL by Malorie Blackman	BOY IN THE TOWER by Polly Ho-Yen	KASPAR, PRINCE OF CATS by Michael Morpurgo	SOME PLACES MORE THAN OTHERS by Renee Watson
							
	MAIN WRITING OUTCOME: persuasive pitch	MAIN WRITING OUTCOME: discussion texts		MAIN WRITING OUTCOME: science-fiction narratives	MAIN WRITING OUTCOME: own version narratives (past and present tense)	MAIN WRITING OUTCOME: newspaper articles	MAIN WRITING OUTCOME: poems with similar structure
	OTHER WRITING OUTCOMES: character profile, description, dialogue, monologue, log book, scientific report	OTHER WRITING OUTCOMES: letters, explanations, persuasive posters and speeches, simple poems		OTHER WRITING OUTCOMES: discussions, debates, dialogue, character comparisons, reviews	OTHER WRITING OUTCOMES: journalistic writing, formal letters, non-chronological reports	OTHER WRITING OUTCOMES: character descriptions, reports, letters, advertising leaflets, balanced reports	OTHER WRITING OUTCOMES: summaries, analysis and performances
	YEAR 5 GRAMMAR <ul style="list-style-type: none"> Expanded noun phrases Relative clauses 	YEAR 5 GRAMMAR <ul style="list-style-type: none"> Verb prefixes Relative clauses 		YEAR 5 GRAMMAR <ul style="list-style-type: none"> Expanded noun phrases Relative clauses 	YEAR 5 GRAMMAR <ul style="list-style-type: none"> Verb prefixes Relative clauses 	YEAR 5 GRAMMAR <ul style="list-style-type: none"> Using expanded noun phrases 	YEAR 5 GRAMMAR <ul style="list-style-type: none"> Expanded noun phrases to convey

	<ul style="list-style-type: none"> • Indicating degrees of possibility using modal verbs and adverbs • Using commas to avoid ambiguity <p>YEAR 6 GRAMMAR</p> <ul style="list-style-type: none"> • Passive voice • Formal and informal structures • Bullet points to list information 	<ul style="list-style-type: none"> • Indicating degrees of possibility using adverbs and modal verbs • Devices to build cohesion within paragraphs • Linking ideas across paragraphs using adverbials of time, place and number • Brackets, dashes and commas to indicate parenthesis • Commas to clarify meaning and avoid ambiguity <p>YEAR 6 GRAMMAR</p> <ul style="list-style-type: none"> • Formal and informal vocabulary • Synonyms and antonyms • Formal and informal structures • Linking ideas across paragraphs using a wider range of cohesive devices • Layout devices • Using hyphens to avoid ambiguity 	<ul style="list-style-type: none"> • Indicating degrees of possibility using adverbs and modal verbs • Indicating degrees of possibility using modal verbs and adverbs • Using commas to avoid ambiguity <p>YEAR 6 GRAMMAR</p> <ul style="list-style-type: none"> • Synonyms and antonyms • Formal and informal structures 	<ul style="list-style-type: none"> • Indicating degrees of possibility using modal verbs and adverbs • Brackets, commas and dashes to indicate parenthesis <p>YEAR 6 GRAMMAR</p> <ul style="list-style-type: none"> • Passive voice • Formal and informal structures • Layout devices • Use of the semi-colon, colon and dash to mark independent clauses 	<ul style="list-style-type: none"> • Indicating degrees of possibility using modal verbs and adverbs • Linking ideas across paragraphs using adverbials of time, place and number • Using commas to clarify and avoid ambiguity <p>YEAR 6 GRAMMAR</p> <ul style="list-style-type: none"> • Use of the passive voice • Layout devices • Bullet points to list information 	<p>information concisely</p> <ul style="list-style-type: none"> • Indicating degrees of possibility using modal verbs and adverbs • Use of commas to clarify meaning and avoid ambiguity <p>YEAR 6 GRAMMAR</p> <ul style="list-style-type: none"> • Use of semi-colon, colon, dash to mark independent clauses
--	--	--	--	--	---	--

